



# ANNUAL WATER QUALITY REPORT

Reporting Year 2023



*Presented By*



Este informe contiene información muy importante sobre su agua potable. Tradúzcalo o hable con alguien que lo entienda bien.

Landlords must distribute this information to every tenant as soon as practicable, but no later than three business days after receipt. Delivery must be done by hand, mail, or email and by posting the information in a prominent location at the entrance of each rental premises, pursuant to section 3 of P.L. 2021, c. 82 (C.58:12A-12.4 et seq.).



PWS ID#: 0424001



## Our Commitment

We are pleased to present to you this year's annual water quality report. This report is a snapshot of last year's water quality covering all testing performed between January 1 and December 31, 2023. Included are details about your source of water, what it contains, and how it compares to standards set by regulatory agencies. Our constant goal is to provide you with a safe and dependable supply of drinking water. We want you to understand the efforts we make to continually improve the water treatment process and protect our water resources. We are committed to ensuring the quality of your water and providing you with this information because informed customers are our best allies.

## Lead in Home Plumbing

If present, elevated levels of lead can cause serious health problems, especially for pregnant women and young children. Lead in drinking water is primarily from materials and components associated with service lines and home plumbing. We are responsible for providing high-quality drinking water, but we cannot control the variety of materials used in plumbing components. When your water has been sitting for several hours, you can minimize the potential for lead exposure by flushing your tap for 30 seconds to two minutes before using water for drinking or cooking.

For those served by a lead service line, flushing times may vary based on the length of the service line and plumbing configuration in your home. If your home is set back further from the street, a longer flushing time may be needed. To conserve water, other household water usage activities such as showering, washing clothes, and running the dishwasher are effective methods of flushing out water from a service line. To determine if you have a lead service line, contact us at (856) 663-0043. If you are concerned about lead in your water, you may wish to have your water tested. Information on lead in drinking water, testing methods, and steps you can take to minimize exposure is available from the Safe Drinking Water Hotline at (800) 426-4791 or [www.epa.gov/safewater/lead](http://www.epa.gov/safewater/lead).


## Working Hard for You

Under the Safe Drinking Water Act (SDWA), the U.S. Environmental Protection Agency (U.S. EPA) is responsible for setting national limits for hundreds of substances in drinking water and specifies various treatments that water systems must use to remove these substances. Each system continually monitors for these substances and reports to the U.S. EPA if they were detected in the drinking water. The U.S. EPA uses this data to ensure that consumers are receiving clean water.

This publication conforms to the SDWA regulation requiring water utilities to annually provide detailed water quality information to each of their customers. We are committed to providing you with this information about your water supply because customers who are well informed are our best allies in supporting improvements necessary to maintain the highest drinking water standards.

For more information about this report, or for any questions relating to your drinking water, please call the main office at (856) 663-0043 and ask for Director of Engineering Richard Spafford. Our office hours are 8:00 a.m. to 4:00 p.m. Monday through Friday, or visit us at [mpwc.com](http://mpwc.com).

## Where Does My Water Come From?



The Merchantville-Pennsauken Water Commission (MPWC) pumps groundwater from 14 wells that tap the Potomac-Raritan-Magothy (PRM) aquifer and transmits it to six pumping stations. These wells vary in depth from 140 to 300 feet. The distribution system consists of 235 miles of piping. At the present time, a very small amount of water is purchased from New Jersey American Water Company (NJAWC), which represents approximately 1 percent of our annual needs. NJAWC supplies water from three sources: surface water from the Delaware River and groundwater from the PRM and Mt. Laurel-Wenonah aquifers. Information on NJAWC water quality can be found at <https://www.amwater.com/njaw> and <https://www.nj.gov/dep/watersupply/swap/assessments.htm>.

MPWC prides itself on the aboveground water storage facilities that have been built through the years. These storage tanks greatly benefit our many customers. MPWC has six aboveground water tanks with a total capacity of eight million gallons. This type of water storage not only enhances water pressure - which is needed to take showers, sprinkle lawns, and fight fires - it provides over a full day's supply of water to our entire franchise area in case of an emergency.

MPWC is committed to keeping abreast of the most recent advancements in water treatment technologies through continuous training and education. Our management, treatment, and transmission staff attend training seminars and courses designed to keep us up to date and aware of better ways to serve our customers with the safest and best-tasting water possible.

MPWC has invested in the most current methods of treatment and transmission of your drinking water. In fact, we have hosted other water treatment professionals to showcase our facilities and share our success stories. MPWC continues to invest in our infrastructure and work aggressively to live up to our mission of supplying the best product at the most affordable cost.

## Community Participation

You are invited to participate in our public forum and voice any concerns about your drinking water. We meet the second Thursday of each month at 4:00 p.m. at our headquarters at 6751 Westfield Avenue, Pennsauken.



## Substances That Could Be in Water

To ensure that tap water is safe to drink, the U.S. EPA prescribes regulations limiting the amount of certain contaminants in water provided by public water systems. U.S. Food and Drug Administration regulations establish limits for contaminants in bottled water, which must provide the same protection for public health. Drinking water, including bottled water, may reasonably be expected to contain at least small amounts of some contaminants. The presence of these contaminants does not necessarily indicate that the water poses a health risk.

The sources of drinking water (both tap water and bottled water) include rivers, lakes, streams, ponds, reservoirs, springs, and wells. As water travels over the surface of the land or through the ground, it dissolves naturally occurring minerals, in some cases radioactive material, and substances resulting from the presence of animals or from human activity. Substances that may be present in source water include:

**Microbial Contaminants**, such as viruses and bacteria, which may come from sewage treatment plants, septic systems, agricultural livestock operations, or wildlife;

**Inorganic Contaminants**, such as salts and metals, which can be naturally occurring or may result from urban stormwater runoff, industrial or domestic wastewater discharges, oil and gas production, mining, or farming;

**Pesticides and Herbicides**, which may come from a variety of sources such as agriculture, urban stormwater runoff, and residential uses;


**Organic Chemical Contaminants**, including synthetic and volatile organic chemicals, which are by-products of industrial processes and petroleum production and may also come from gas stations, urban stormwater runoff, and septic systems;

**Radioactive Contaminants**, which can be naturally occurring or may be the result of oil and gas production and mining activities.

For more information about contaminants and potential health effects, call the U.S. EPA's Safe Drinking Water Hotline at (800) 426-4791.

## Source Water Assessment

Our Source Water Assessment Report and Summary are available at <https://www.nj.gov/dep/watersupply/swap/assessments.htm> or by contacting the New Jersey Department of Environmental Protection (DEP), Bureau of Safe Drinking Water, at (609) 292-5550. The source water assessment performed on our 14 sources can be obtained by calling MPWC and asking for Director of Engineering Richard Spafford.



If a system is rated highly susceptible for a contaminant category, it does not mean a customer is or will be consuming contaminated drinking water. The rating reflects the potential for contamination. Public water systems are required to monitor for regulated contaminants and initiate treatment if any contaminants are detected at frequencies and concentrations above allowable levels. As a result of the assessments, DEP may customize or change the existing monitoring schedules based on the susceptibility ratings.

Source water protection is a long-term dedication to clean and safe drinking water. It is more cost-effective to prevent contamination than address it after the fact. Every member of the community has an important role in source water protection. DEP recommends controlling activities and development around drinking water sources through land acquisition, conservation easements, or hazardous waste collection programs. We will continue to keep you informed of the source water assessment program's progress and developments. If you have any questions about these findings, please contact us during regular business hours.

MPWC's susceptibility ratings, depending on well sources, are as follows: pathogens (medium and low), nutrients (high and medium), pesticides (medium and low), volatile organic compounds (high), inorganics (high, medium, and low), radionuclides (high), radon (medium and low), disinfection by-product precursors (high and medium).

## Water Conservation Tips

You can play a role in conserving water and saving yourself money in the process by becoming conscious of the amount of water your household is using and by looking for ways to use less whenever you can. It is not hard to conserve water. Here are a few tips:

- Automatic dishwashers use 15 gallons for every cycle, regardless of how many dishes are loaded. So get a run for your money and load it to capacity.
- Turn off the tap when brushing your teeth.
- Check every faucet in your home for leaks. Just a slow drip can waste 15 to 20 gallons a day. Fix it and you can save almost 6,000 gallons per year.
- Check your toilets for leaks by putting a few drops of food coloring in the tank. Watch for a few minutes to see if the color shows up in the bowl. It is not uncommon to lose up to 100 gallons a day from an invisible toilet leak. Fix it and you save more than 30,000 gallons a year.
- Use your water meter to detect hidden leaks. Simply turn off all taps and water using appliances. Then check the meter after 15 minutes. If it moved, you have a leak.


## Test Results

Our water is monitored for many different kinds of substances on a very strict sampling schedule, and the water we deliver must meet specific health standards. Here, we only show those substances that were detected in our water (a complete list of all our analytical results is available upon request). Remember that detecting a substance does not mean the water is unsafe to drink; our goal is to keep all detects below their respective maximum allowed levels.

Call us at (856) 663-0043 to find out how to get your water tested for lead. Testing is essential because you cannot see, taste, or smell lead in drinking water.

The state recommends monitoring for certain substances less than once per year because the concentrations of these substances do not change frequently. In these cases, the most recent sample data are included, along with the year in which the sample was taken.

**Some people may be more vulnerable to contaminants in drinking water than the general population. Immunocompromised persons such as persons with cancer undergoing chemotherapy, persons who have undergone organ transplants, people with HIV/AIDS or other immune system disorders, some elderly, and infants may be particularly at risk from infections. These people should seek advice about drinking water from their health care providers. The U.S. EPA/Centers for Disease Control and Prevention (CDC) guidelines on appropriate means to lessen the risk of infection by cryptosporidium and other microbial contaminants are available from the Safe Drinking Water Hotline at (800) 426-4791.**



### REGULATED SUBSTANCES<sup>1</sup>

SUBSTANCE (UNIT OF MEASURE)	YEAR SAMPLED	MCL [MRDL]	MCLG [MRDLG]	AMOUNT DETECTED	RANGE LOW-HIGH	VIOLATION	TYPICAL SOURCE
Alpha Emitters (pCi/L)	2023	15	0	7.7	<3–7.7	No	Erosion of natural deposits
Chlorine (ppm)	2023	[4]	[4]	0.93	0.42–0.93	No	Water additive used to control microbes
Combined Radium (pCi/L)	2023	5	0	4.2 <sup>2</sup>	1.2–4.2 <sup>2</sup>	No	Erosion of natural deposits
Fluoride (ppm)	2023	4	4	0.142	0.06–0.142	No	Erosion of natural deposits; Water additive which promotes strong teeth; Discharge from fertilizer and aluminum factories
Haloacetic Acids [HAAs]– Stage 2 (ppb)	2023	60	NA	2.43	ND–2.43	No	By-product of drinking water disinfection
Nitrate (ppm)	2023	10	10	3.49	1.76–3.49	No	Runoff from fertilizer use; Leaching from septic tanks, sewage; Erosion of natural deposits
Perfluorononanoic Acid [PFNA] (ppt)	2023	13	NA	2.7	ND–2.7	No	Discharge from industrial chemical factories
Perfluorooctanesulfonic Acid [PFOS] (ppt)	2023	13	NA	8.6	ND–8.6	No	Used in the production of Teflon, firefighting foams, cleaners, cosmetics, greases and lubricants, paints, polishes, adhesives, and photographic film
Perfluorooctanoic Acid [PFOA] (ppt)	2023	14	NA	15	ND–15	No	Used in the production of Teflon, firefighting foams, cleaners, cosmetics, greases and lubricants, paints, polishes, adhesives, and photographic film
TTHMs [total trihalomethanes]–Stage 2 (ppb)	2023	80	NA	23.32	1.7–23.32	No	By-product of drinking water disinfection

## Definitions

**90th %ile:** The levels reported for lead and copper represent the 90th percentile of the total number of sites tested. The 90th percentile is equal to or greater than 90% of our lead and copper detections.

**AL (Action Level):** The concentration of a contaminant which, if exceeded, triggers treatment or other requirements which a water system must follow.

**MCL (Maximum Contaminant Level):** The highest level of a contaminant that is allowed in drinking water. MCLs are set as close to the MCLGs as feasible using the best available treatment technology.

**MCLG (Maximum Contaminant Level Goal):** The level of a contaminant in drinking water below which there is no known or expected risk to health. MCLGs allow for a margin of safety.

**MRDL (Maximum Residual Disinfectant Level):** The highest level of a disinfectant allowed in drinking water. There is convincing evidence that addition of a disinfectant is necessary for control of microbial contaminants.

**MRDLG (Maximum Residual Disinfectant Level Goal):** The level of a drinking water disinfectant below which there is no known or expected risk to health. MRDLGs do not reflect the benefits of the use of disinfectants to control microbial contaminants.

**NA:** Not applicable.

**ND (Not detected):** Indicates that the substance was not found by laboratory analysis.

**pCi/L (picocuries per liter):** A measure of radioactivity.

**ppb (parts per billion):** One part substance per billion parts water (or micrograms per liter).

**ppm (parts per million):** One part substance per million parts water (or milligrams per liter).

**ppt (parts per trillion):** One part substance per trillion parts water (or nanograms per liter).

**RUL (Recommended Upper Limit):** These standards are developed to protect aesthetic qualities of drinking water and are not health based.

Tap water samples were collected for lead and copper analyses from sample sites throughout the community

SUBSTANCE (UNIT OF MEASURE)	YEAR SAMPLED	AL	MCLG	AMOUNT DETECTED (90TH %ILE)	SITES ABOVE AL/ TOTAL SITES	VIOLATION	TYPICAL SOURCE
Copper (ppm)	2021	1.3	1.3	0.0814	0/30	No	Corrosion of household plumbing systems; Erosion of natural deposits
Lead (ppb)	2021	15	0	1.56	2/30	No	Corrosion of household plumbing systems; Erosion of natural deposits

SECONDARY SUBSTANCES

SUBSTANCE (UNIT OF MEASURE)	YEAR SAMPLED	RUL	MCLG	AMOUNT DETECTED	RANGE LOW-HIGH	VIOLATION	TYPICAL SOURCE
Chloride (ppm)	2023	250	NA	49	22–49	No	Runoff/leaching from natural deposits
pH (units)	2023	6.5-8.5	NA	8.5	6.6–8.5	No	Naturally occurring
Sodium (ppm)	2023	50	NA	32.3	8.28–32.3	No	Naturally occurring
Sulfate (ppm)	2023	250	NA	59.5	11.2–59.5	No	Runoff/leaching from natural deposits; Industrial wastes
Zinc (ppm)	2023	5	NA	0.154	ND–0.154	No	Runoff/leaching from natural deposits; Industrial wastes

UNREGULATED SUBSTANCES

SUBSTANCE (UNIT OF MEASURE)	YEAR SAMPLED	AMOUNT DETECTED	RANGE LOW-HIGH	TYPICAL SOURCE
1,4-Dioxane (ppb)	2023	3.2	0.4–3.2	NA
Bromodichloromethane (ppb)	2023	4.26	ND–4.26	NA
Bromoform (ppb)	2023	8.99	0.67–8.99	NA
Chloroform (ppb)	2023	2.36	ND–2.36	NA
Dibromochloromethane (ppb)	2023	9.26	1.03–9.26	NA

<sup>1</sup> Under a waiver granted on December 30, 1998, by DEP, our system does not have to monitor for synthetic organic chemicals or pesticides because several years of testing have indicated that these substances do not occur in our source water. SDWA regulations allow monitoring waivers to reduce or eliminate the monitoring requirements for asbestos, volatile organic chemicals, and synthetic organic chemicals. Our system received monitoring waivers for synthetic organic chemicals and asbestos.

<sup>2</sup> Annual running average based on quarterly monitoring.

